

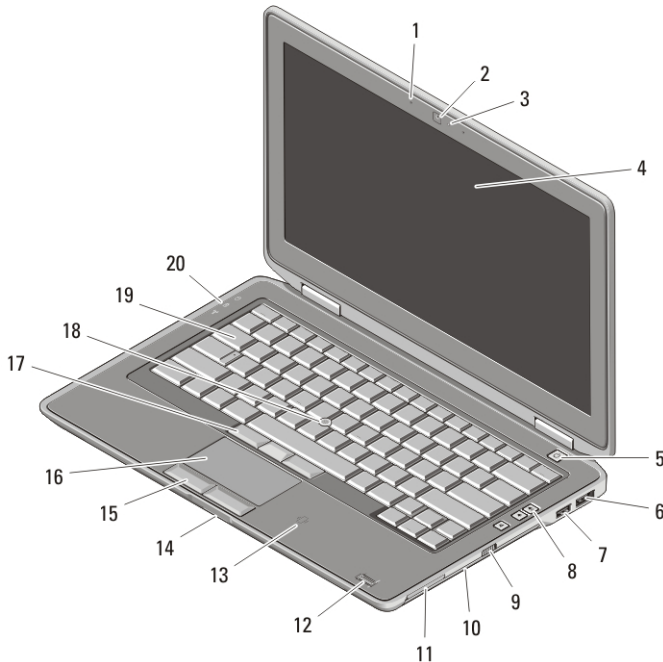
# Dell Latitude E6320

## Setup and Features Information

### About Warnings

 **WARNING:** A WARNING indicates a potential for property damage, personal injury, or death.

### Front and Back View



**Figure 1. Front view**

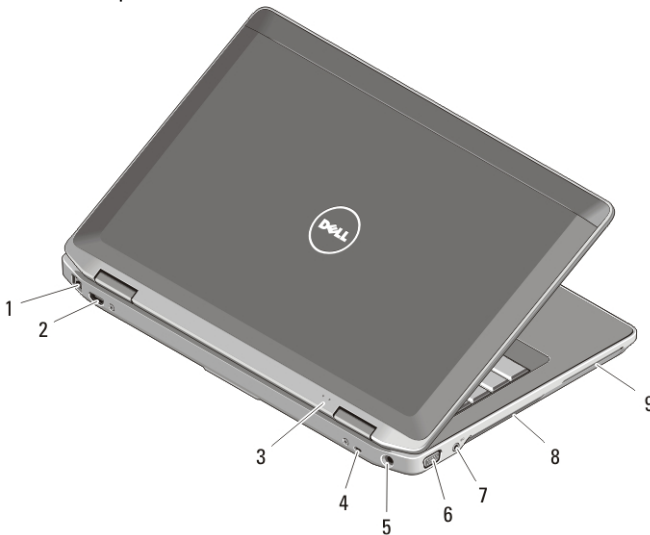
- |                        |                           |
|------------------------|---------------------------|
| 1. microphone          | 7. USB 2.0 connector      |
| 2. camera              | 8. volume control buttons |
| 3. camera status light | 9. wireless switch        |
| 4. display             | 10. optical drive         |
| 5. power button        | 11. ExpressCard slot      |
| 6. eSata/USB connector | 12. fingerprint reader    |



0506NYA00

Regulatory Model: P12S  
Regulatory Type: P12S001  
February 2011

- 13. contactless smart card reader
- 14. Secure Digital (SD) memory-card reader
- 15. touchpad buttons (2)
- 16. touchpad
- 17. trackstick buttons (3)
- 18. trackstick
- 19. keyboard
- 20. device status lights




**Figure 2. Back view**


- 1. network connector
- 2. mini HDMI connector
- 3. power and battery status lights
- 4. security cable slot
- 5. power connector
- 6. VGA connector
- 7. audio connector
- 8. cooling vents
- 9. smart card slot


**⚠ WARNING: Do not block, push objects into, or allow dust to accumulate in the air vents. Do not store your Dell computer in a low-airflow environment, such as a closed briefcase, while it is running. Restricting the airflow can damage the computer or cause a fire. The computer turns on the fan when the computer gets hot. Fan noise is normal and does not indicate a problem with the fan or the computer.**

### Quick Setup

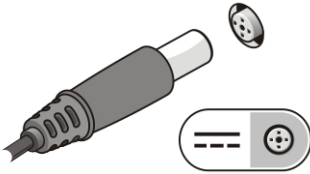
**⚠ WARNING: Before you begin any of the procedures in this section, read the safety information that shipped with your computer. For additional best practices information, see [www.dell.com/regulatory\\_compliance](http://www.dell.com/regulatory_compliance).**

 **WARNING:** The AC adapter works with electrical outlets worldwide. However, power connectors and power strips vary among countries. Using an incompatible cable or improperly connecting the cable to the power strip or electrical outlet may cause fire or equipment damage.

 **CAUTION:** When you disconnect the AC adapter cable from the computer, grasp the connector, not the cable itself, and pull firmly but gently to avoid damaging the cable. When you wrap the AC adapter cable, ensure that you follow the angle of the connector on the AC adapter to avoid damaging the cable.

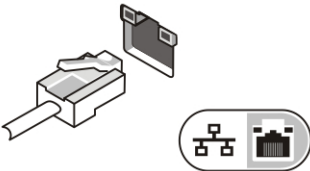
 **NOTE:** Some devices may not be included if you did not order them.

1. Connect the AC adapter to the AC adapter connector on the computer and to the electrical outlet.



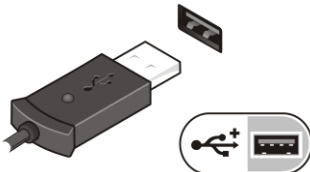
**Figure 3. AC Adapter**

2. Connect the network cable (optional).



**Figure 4. Network Connector**

3. Connect USB devices, such as a mouse or keyboard (optional).




**Figure 5. USB Connector**


4. Open the computer display and press the power button to turn on the computer.



**Figure 6. Power Button**

 **NOTE:** It is recommended that you turn on and shut down your computer at least once before you install any cards or connect the computer to a docking device or other external device, such as a printer.

## Specifications

 **NOTE:** Offerings may vary by region. The following specifications are only those required by law to ship with your computer. For more information regarding the configuration of your computer, click **Start** → **Help and Support** and select the option to view information about your computer.

---

### System Information

---

|           |                                             |
|-----------|---------------------------------------------|
| Chipset   | Mobile Intel QM67 Express Chipset           |
| Processor | Intel Core i3/i5/i7 series (2nd generation) |

---

### Video

---

|                         |                            |
|-------------------------|----------------------------|
| Video type              | integrated on system board |
| Data bus                | integrated video           |
| Video controller memory | 512 MB                     |

---

### Memory

---

|                  |                       |
|------------------|-----------------------|
| Memory connector | two SODIMM slots      |
| Memory capacity  | 1 GB, 2 GB, or 4 GB   |
| Memory type      | DDR3 SDRAM (1333 MHz) |
| Minimum memory   | 1 GB                  |
| Maximum memory   | 8 GB                  |

---

**Battery**

---

|      |                                                                                                                                                                                                                      |
|------|----------------------------------------------------------------------------------------------------------------------------------------------------------------------------------------------------------------------|
| Type | <ul style="list-style-type: none"><li>• 3-cell (30WHr) Lithium ion battery with ExpressCharge</li><li>• 6-cell (60WHr) Lithium ion battery with ExpressCharge</li><li>• 6-cell (58WHr) Lithium ion battery</li></ul> |
|------|----------------------------------------------------------------------------------------------------------------------------------------------------------------------------------------------------------------------|

**Dimensions:****3-cell**

|        |                         |
|--------|-------------------------|
| Depth  | 29.97 mm (1.18 inches)  |
| Height | 19.80 mm (0.78 inch)    |
| Width  | 208.00 mm (8.19 inches) |

**6-cell**

|        |                         |
|--------|-------------------------|
| Depth  | 54.10 mm (2.13 inches)  |
| Height | 20.85 mm (0.82 inch)    |
| Width  | 214.00 mm (8.43 inches) |

**Weight:**

|        |                    |
|--------|--------------------|
| 3-cell | 172.37 g (0.38 lb) |
| 6-cell | 335.66 g (0.74 lb) |

|         |           |
|---------|-----------|
| Voltage | 11.10 VDC |
|---------|-----------|

**Temperature range:**

|               |                                    |
|---------------|------------------------------------|
| Operating     | 0 °C to 35 °C (32 °F to 95 °F)     |
| Non-Operating | -40 °C to 65 °C (-40 °F to 149 °F) |

|                   |                              |
|-------------------|------------------------------|
| Coin-cell battery | 3 V CR2032 lithium coin cell |
|-------------------|------------------------------|

---

**AC Adapter**

---

|                         |                      |
|-------------------------|----------------------|
| Type                    | 65 W and 90 W        |
| Input voltage           | 100 VAC to 240 VAC   |
| Input current (maximum) | 1.50 A/1.60 A/1.70 A |
| Input frequency         | 50 Hz to 60 Hz       |

---

**AC Adapter**

---

|                      |                                    |
|----------------------|------------------------------------|
| Output power         | 65 W and 90 W                      |
| Output current       | 3.34 A and 4.62 A (continuous)     |
| Rated output voltage | 19.5 +/- 1.0 VDC                   |
| Temperature range:   |                                    |
| Operating            | 0 °C to 40 °C (32 °F to 104 °F)    |
| Non-Operating        | -40 °C to 70 °C (-40 °F to 158 °F) |

---

**Physical**

---

|                              |                                                 |
|------------------------------|-------------------------------------------------|
| Height                       | 25.40 mm to 30.10 mm (1.00 inch to 1.18 inches) |
| Width                        | 335.00 mm (13.19 inches)                        |
| Depth                        | 223.30 mm (8.79 inches)                         |
| Weight (with 3-cell battery) | 1.65 kg (3.64 lb)                               |

---

**Environmental**

---

|                              |                                           |
|------------------------------|-------------------------------------------|
| Temperature:                 |                                           |
| Operating                    | 0 °C to 35 °C (32 °F to 95 °F)            |
| Storage                      | -40 °C to 65 °C (-40 °F to 149 °F)        |
| Relative humidity (maximum): |                                           |
| Operating                    | 10 % to 90 % (noncondensing)              |
| Storage                      | 5 % to 95 % (noncondensing)               |
| Altitude (maximum):          |                                           |
| Operating                    | -15.2 m to 3048 m (-50 ft to 10,000 ft)   |
| Non-Operating                | -15.2 m to 10,668 m (-50 ft to 35,000 ft) |
| Airborne contaminant level   | G2 or lower as defined by ISA S71.04-1985 |

## Finding More Information and Resources

See the safety and regulatory documents that shipped with your computer and the regulatory compliance website at [www.dell.com/regulatory\\_compliance](http://www.dell.com/regulatory_compliance) for more information on:

- Safety best practices
- Regulatory certification
- Ergonomics

See [www.dell.com](http://www.dell.com) for additional information on:

- Warranty
- Terms and Conditions (U.S. only)
- End User License Agreement

**Information in this publication is subject to change without notice.**

© 2010 Dell Inc. All rights reserved.

Reproduction of these materials in any manner whatsoever without the written permission of Dell Inc. is strictly forbidden.

Trademarks used in this text: Dell™, the DELL logo, Dell Precision™, Precision ON™, ExpressCharge™, Latitude™, Latitude ON™, OptiPlex™, Vostro™, and Wi-Fi Catcher™ are trademarks of Dell Inc. Intel®, Pentium®, Xeon®, Core™, Atom™, Centrino®, and Celeron® are registered trademarks or trademarks of Intel Corporation in the U.S. and other countries. AMD® is a registered trademark and AMD Opteron™, AMD Phenom™, AMD Sempron™, AMD Athlon™, ATI Radeon™, and ATI FirePro™ are trademarks of Advanced Micro Devices, Inc. Microsoft®, Windows®, MS-DOS®, Windows Vista®, the Windows Vista start button, and Office Outlook® are either trademarks or registered trademarks of Microsoft Corporation in the United States and/or other countries. Blu-ray Disc™ is a trademark owned by the Blu-ray Disc Association (BDA) and licensed for use on discs and players. The Bluetooth® word mark is a registered trademark and owned by the Bluetooth® SIG, Inc. and any use of such mark by Dell Inc. is under license. Wi-Fi® is a registered trademark of Wireless Ethernet Compatibility Alliance, Inc.

Other trademarks and trade names may be used in this publication to refer to either the entities claiming the marks and names or their products, Dell Inc. disclaims any proprietary interest in trademarks and trade names other than its own.